



**2020**

**2021-035**

**2021 03**

)

(

**50%**



**50%**

		2020	12	31
174,408,600	2019		102,450	
174,306,150	10	2		

**0**

**10**

**7**

.....	2
.....	8
.....	12
.....	17
.....	35
.....	55
.....	62
.....	63
.....	64
.....	73
.....	78
.....	79
.....	199



---

			002922
	EAGLERISE ELECTRIC & ELECTRONIC (CHINA) CO., LTD		



1

2

	198,978,773.88	334,063,427.89	351,533,050.54	521,467,256.23
	-3,227,361.79	18,323,500.12	16,609,624.36	19,728,425.26
	-5,710,606.31	13,698,636.31	13,001,972.43	15,842,717.28
	-86,412.46	37,341,952.75	27,056,926.91	-39,871,628.35

	2020	2019	2018	

	111,889.22	604,535.66	-2,496.03	
	2,502,862.07	2,315,183.75	2,323,464.55	
	187,389.97	9,252.83	-1,282.11	
	14,601,468.24	13,078,032.97	13,247,285.20	--

1

1

1

2020

1

Kichler

2

4.0

LED

LED

LED

2020

LED

4000

2015

LED

2015

30%

2020

60%

2020

LED

525.88

15.7%

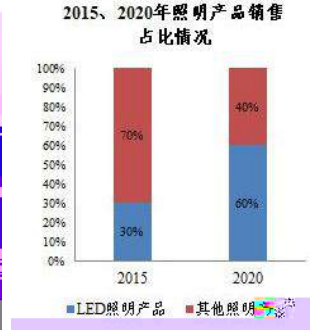

LED

355.94

17.9%

LED

2020



LED

GGII

2020

LED

18.5

2023

172

GGII

2021

LED

466

273

193

LED

LED

LED

LED

LED

LED

(GGII)

LED

2015

172

2018

280

2018

14.3%

LED

2018

LED

LED

69.5%

2015

9.8

2019

LED

315

12.5%

LED

LED

LED

(GGII)

2021

LED

384

LED

LED

LED

LED

LED

LED





2020

**2020**

		140,604.25	2019	10,948.34	,	8.44%	
5,143.42	2019	594.28		10.36%		2,444.08	2019
2,141.66		46.70%					
1		8.44%					
8056		42.80%					2461
2021							
2		13.48%		3.53%			
		2.65%				2.93%	
		14.48%					1784.04
		1.27%					
3		2.1%		1,070.01		11.94%	
				380.84			504.21
2334.89		29.16%					1784.04
				400			896.41
163.92%			794		125		433.68
7.00%							
4		46.70%					

**1**

29,339.17 55.76%

2019

**LED**

2019 15.8% 2020 20%

2

2020

31.30%

+

2020 8

4,275

57%

47,932.95

IPO

D

2020

7

2020 9

2

1

	2020		2019		
	1,406,042,508.54	100%	1,296,559,124.70	100%	8.44%
	1,396,283,173.97	99.31%	1,285,746,562.60	99.17%	8.60%
	9,759,334.57	0.69%	10,812,562.10	0.83%	-9.74%
	692,463,016.05	49.25%	562,880,426.46	43.41%	23.02%
	665,664,682.85	47.34%	659,555,244.86	50.87%	0.93%
	47,914,809.64	3.41%	74,123,453.38	5.72%	-35.36%

	692,463,016.05	568,250,570.31	17.94%	23.02%	28.38%	-3.42%
	665,664,682.85	508,409,695.96	23.62%	0.93%	6.70%	-4.13%
1						
	389,430,333.94	326,278,049.04	16.22%	-3.85%	1.90%	-4.73%
	339,600,616.81	280,411,659.30	17.43%	9.35%	15.79%	-4.59%
	43,501,952.88	37,755,239.27	13.21%	442.94%	448.30%	-0.85%
2						
	264,779,888.00	190,292,232.53	28.13%	3.32%	2.92%	0.28%
	203,350,837.44	158,210,292.46	22.20%	27.19%	36.13%	-5.11%
	141,189,644.26	108,822,353.02	22.92%	11.45%	19.00%	-4.89%
	14,429,900.64	9,742,405.66	32.48%	-25.34%	-20.27%	-4.29%

1

3

			2020	2019	
			37,738,425	38,129,145	-1.02%
			39,386,322	38,145,795	3.25%
			2,015,613	1,696,178	18.83%

30%

4

		37,801,808.96	6.65%	32,100,894.26	7.25%	-0.60%
		398,211,096.65	78.32%	382,811,754.33	80.34%	-2.02%
		62,044,390.13	12.20%	54,996,396.72	11.54%	0.66%
		48,154,209.18	9.47%	38,664,932.98	8.11%	1.36%
		30,976,756.45	74.33%	58,399,953.71	87.96%	-13.63%
		4,204,397.85	10.09%	4,943,744.41	7.45%	2.64%
		6,490,979.39	15.58%	3,049,432.81	4.59%	10.98%

## 6

1	2020 4 26				
	580	72.5%	120	15%	
	100	12.5%			
2	2020 9 15				

---

	31.30%
	0.00%

				400
	100,299,866.25	89,599,787.35	11.94%	380.84 504
	14,432,717.30	5,468,577.01	163.92%	794 125

W

VVC

DV

Boost Buck

	2020	2019	
	301	291	3.44%
	12.25%	13.64%	-1.39%
	66,319,067.36	61,982,284.22	7.00%

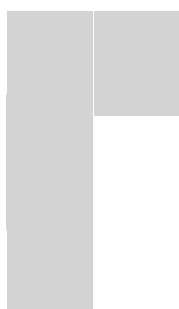
4.7

	2,970,845.59	5.90%		

							DEG
	535,174,275.9		23.14%	449,470,111.04			
	8						

**1**

102,477,272.57	108,998,159.95	-5.98%

**2**

	--	--	66,837,052.91	--	--	--	--	--	--	0.00	-4,142,880.11	--	--	--

3

LED				14,911,377.48	82,436,982.74		100.00%	35,947,000.00	8,959,464.78	2020	2020	7	09	14
														www.cninfo.com.cn)





---

	( )	(1)	(2)	(3) (2)/(1)	
--	-----	-----	-----	----------------	--



10%





	2020 04 15	2019
	2019 12 31	135,151,475
		27,030,295
04 27	2020 04 28	


131,992,875	10
-------------	----

135,151,475	10
-------------	----

	2019	102,450
2.00		34,861,230
122,014,305		2020

2020	34,861,230.00	51,434,187.95	67.78%	0.00	0.00%
------	---------------	---------------	--------	------	-------



6

20

6


6

--	--	--	--	--	--	--	--

6


家1%HFRRH

--	--




---

							5
--	--	--	--	--	--	--	---


---

--	--	--	--	--	--	--	--

			2			
--	--	--	---	--	--	--



2017 12 2017 12  
29 29







					2020 4 26
					2020 9 15



4

5

1      2020 03 23

2020 04 15      2019

3

1					

	2020 03 25	6,000						
	2020 03 25	6,000						
( )	2020 03 25	5,000	2020 10 26	3,361.83		2021 11 14		
B1			25,000	B2			6,361.83	
B3			25,000	B4			3,861.83	
A1+B1+C1			25,000	A2+B2+C2			6,361.83	
A3+B3+C3			25,000	A4+B4+C4			3,861.83	
A4+B4+C4				2.67%				
E	70%						3,361.83	
D+E+F				3,361.83				

2

3

1

--	--	--	--	--

---

---

36,000

36,000

0

3

2020 12 01

<

>

54.97%

2020 12 03

www.cninfo.com.cn

<

>

2020-102

www.cninfo.com.cn

2020-107 2020-113

2021-006 2021-010 2021-013 2021-021 2021-027



---

	2020 07 02		2019		
			2020-056		
2	2020 11 02		39,257,125	135,151,475	174,408,600
	2020 10 30				
3	2020 12 22	2019			2020 12
	21	2019			
	2020-109				
4	2020 12 31			60,089,750	
	2020 12 30				2020-111
1	2020 06 23				

/	0.38	0.36
/	10.69	8.28

2

	60,089,750	0	60,089,750	0		2020 12 31
	8,087,171	76,575	0	8,163,746		6
	3,061,028	0	3,061,028	0		



---

		34.45%	60,089,750			60,089,750		27,980,000
		4.81%	8,386,908		6,695,181	1,691,727		
		4.28%	7,458,401		1,638,001	5,820,400		
		3.17%	5,524,004		4,914,004	610,000		

---

10	4

10

10

10

10

**2**

	/			
--	---	--	--	--







				55	2019 12 05	2022 12 04	60,089,750	3,276,004				63,365,754
				54	2019 12 05	2022 12 04	8,926,908		540,000			8,386,908
				55	2019 12 05	2022 12 04						
				58	2019 12 05	2022 12 04						
				55	2019 12 05	2022 12 04						
				39	2019 12 05	2022 12 04						
				53	2019 12 05	2022 12 04	67,886					67,886
				60	2019 12 05	2022 12 04						
				56	2019 12 05	2022 12 04						
				53	2019 12 25	2022 12 04	1,788,102					1,788,102
				57	2019	2022	48,200					48,200

---

			12	25	12	04						
--	--	--	----	----	----	----	--	--	--	--	--	--

1963

2004

2019 12

1966

2015 11

1982 ,

,

2019 12

2

1988#OÈ-2E'huu+0A

1991

20

2007



			2018 10 25	2021 02 03	
			2019 07 08		
			2011 12 06		
	Eaglerise E & E Inc.		2006 11 01		
	Eaglerise E & E (USA), Inc.		2010 01 01		
			2018 04 27		
			2018 08 31		
			2018 10 25	2021 02 03	
			2020 04 26		
			2020 09 15		
			2020 09 24		

DEG INDUSTRIAL SUPPLIES SDN.BHD.

2020 02 19

---


			55		788,121.06	
			54		1,197,703.1	
			55		100,000	
			58		100,000	
			55		100,000	
			39		100,000	
			53		409,120.74	
			57		162,594.8	
			60		104,564.86	
			53		915,855.61	
			45		456,362.98	
			39		597,739.82	
			58		315,965.63	
			35		194,139.42	
	--	--	--	--	5,542,168.02	--

					/				/	
					13.46	103,100	51,550		9.27	103,100
					13.46	102,500	51,250		9.27	102,500
					13.46	48,200	24,100		9.27	48,200
					13.46	52,500	26,250		9.27	52,500



4

	1,329,435
	27,579,892.00



1

2019		69.00%	2020 04 15	2020 04 16	www.cninfo.com.cn 2019 2020-032
2020		66.04%	2020 07 10	2020 07 11	









	2021 03 29
	[2021]518Z0221

2

3

4

1

2020 12 31

2.43

8

2

1

2

3

2020



2020 12 31

	2020 12 31	2019 12 31
	403,841,779.19	203,634,296.22
	340,810,915.07	20,157,750.68

	535,174,275.98	449,470,111.04
	65,250.00	89,966,034.82
	63,721,620.42	66,272,202.28
	52,205,665.77	679,233.37
	1,164,491.55	206,485.15
	29,006,087.07	13,764,421.88
	37,029,022.94	15,659,170.67
	718,366,413.73	636,017,659.21
	2,312,982,402.75	1,418,172,092.65
	304,557,979.89	103,071,040.00
	5,700,000.00	
	415,620,177.24	252,585,417.08
		17,878,287.62
	8,777,895.19	
	41,564,669.63	39,383,045.58
	14,603,496.95	13,263,284.05
	43,382,514.73	51,014,959.52
		937,000.59
	315,860.00	

		148,234.84
	834,206,733.63	477,344,268.69
	16,976,381.93	9,798,913.49
	2,299,878.71	2,406,793.12
	19,276,260.64	12,205,706.61
	853,482,994.27	489,549,975.30
	174,408,600.00	135,151,475.00
	945,536,560.61	506,394,027.43
	14,324,251.00	29,280,222.00
	-1,963,483.05	12,426.33
	108,320,640.46	91,300,185.50
	232,355,244.37	224,971,806.38
	1,444,333,311.39	928,549,698.64
	15,166,097.09	72,418.71

	1,459,499,408.48	928,622,117.35
	2,312,982,402.75	1,418,172,092.65

2

	2020 12 31	2019 12 31
	162,519,040.58	71,250,220.59
	190,618,931.51	20,157,750.68
	17,659,770.20	9,858,404.71
	285,862,146.24	298,607,659.93
	3,914,849.00	8,669,816.61
	179,956.05	389,260.90
	893,947,424.81	301,493,233.16
	30,000,000.00	
	3,402,363.78	100,784,413.64
	3,128,739.27	2,602,679.53
	1,561,233,221.44	813,813,439.75
	416,403,724.72	335,881,121.50
	16,254,064.69	61,780,447.22
		520,000.00



---


	10,124,053.78	9,402,594.47
	56,718,491.12	80,067,437.12
	100,299,866.25	89,599,787.35
	66,319,067.36	61,982,284.22
	14,432,717.30	5,468,577.01
	6,873,906.20	6,534,080.48
	1,156,103.07	440,783.10
	14,531,290.86	9,412,149.22
	2,970,845.59	7,723,562.53

---

	47,709,561.17	56,539,820.24
1.	47,709,561.17	56,539,820.24
2.		



-	1,452,778.97	106,700.36
-		-5,608,843.01
-	113,855,523.82	10,366.58
	122,550,951.67	28,890,275.36
	152,894.04	491,003.37
	1,088,218.35	2,229,953.16
	121,615,627.36	27,151,325.57
	8,145,927.63	-6,690,096.98
	113,469,699.73	33,841,422.55
	113,469,699.73	33,841,422.55
1.		
2.		
3.		
4.		
5.		
1.		
2.		
3.		
4.		

5.		
6.		
7.		
	113,469,699.73	33,841,422.55

**5**

[Redacted]



---

	3,393,941.33	10,796,010.00

	27,656,578.35	31,842,005.90
	337,000,000.00	786,930,000.00
	80,522,603.22	27,083,050.00
	445,179,181.57	845,855,055.90
	-231,096,903.76	159,559,188.51
	471,708,157.26	29,280,222.00
	365,747,680.00	184,105,440.00
	837,455,837.26	213,385,662.00
	198,967,880.00	240,112,200.00
	33,873,852.84	25,847,509.14
	3,393,941.33	
	236,235,674.17	265,959,709.14
	601,220,163.09	-52,574,047.14
		-265,212.14
	90,037,917.99	-23,583,455.48
	71,250,220.59	94,833,676.07
	161,288,138.58	71,250,220.59

7

	2020													
	135,1			506,39	29,280	12,426		91,300		224,97		928,54	72,418	928,62
	51,47			4,027.	,222.0			,185.5		1,806.		9,698.		2,117.
	5.00			43	0	.33		0		38		64	.71	35



											0,295. 00		0,295. 00		0,295. 00
4															
1															
2															
3															
4															
5															



4

	135,15 1,475.0 0				518,115, 489.93	29,280,2 22.00			91,300,1 85.50	137,69 5,304.0 7		852,982,2 32.50
	39,257, 125.00				438,592, 485.12	-14,955, 971.00			17,020,4 54.96	69,418, 949.77		579,244,9 85.85
										113,46 9,699.7 3		113,469,69 9.73
	39,257, 125.00				438,592, 485.12	-14,955, 971.00						492,805,5 81.12
1	39,257, 125.00				429,057, 090.93							468,314,2 15.93
2												
3					9,535,39 4.19	-14,955, 971.00						24,491,36 5.19
4												
									17,020,4 54.96	-44,050 ,749.96		-27,030,29 5.00

1



										2.55		55
	3,158, 600.00				31,628, 965.75	29,280, 22.00						5,507,343.7 5
1												
2												
3	3,158, 600.00				31,628, 965.75	29,280, 22.00						5,507,343.7 5
4												
									5,076,2 13.38	-24,875,1 44.63		-19,798,931 .25
1									5,076,2 13.38	-5,076,21 3.38		



2014

2

12

2

6

1

,

5

7

8

1

2

3

9

2019 1 1

1

2



1  
2

2

1  
2  
3  
4

12

1

2

4

1  
2

2

- A.
- B.
- C.
- D.
  
- E.
- F.
  
- G.
- H.

30

30

30

5

- A.
- B.

- A.
- B.

22 -

- A.
- B.

22 -





12

1

2

4

**14**

1

2

3

16

17

1

&#x27;8Umb69B0<@&#x27;WjLMZ&#x27;U1jy





2

1

2

A.

B.

C.

D.

E.

22

23

	3

24

2020 1 1

( ) 9

25

1

- A.
- B.

2

A.

B.

C.

26

1

2

27

1

2

3

4

5

6

28

2020 1 1

1



30 /

1

- A.
- B.

- A.
- B.

2

- A.
- B.

- A.
- B.

3

A.

B.

12

**31**

**1**

2

32

1

2

3

4



## 2 2020


	2019 12 31	2020 01 01	
	203,634,296.22	203,634,296.22	0.00
			0.00
	20,157,750.68	20,157,750.68	0.00
	14,165,953.71	14,165,953.71	0.00
	339,101,098.20	339,101,098.20	0.00
	24,651,549.32	24,651,549.32	0.00
	228,757.33	228,757.33	0.00
	7,543,219.03	7,543,219.03	0.00
		0.00	0.00
	154,697,220.99	154,697,220.99	0.00
	17,974,587.96	17,974,587.96	0.00
	782,154,433.44	782,154,433.44	0.00

	449,470,111.04	449,470,111.04	0.00
	89,966,034.82	89,966,034.82	0.00
	66,272,202.28	66,272,202.28	0.00
	679,233.37	679,233.37	0.00
	206,485.15	206,485.15	0.00
	13,764,421.88	13,764,421.88	0.00
	15,659,170.67	15,659,170.67	0.00
	636,017,659.21	636,017,659.21	0.00
	1,418,172,092.65	1,418,172,092.65	0.00
	103,071,040.00	103,071,040.00	0.00
	252,585,417.08	252,585,417.08	0.00
	17,878,287.62		-17,878,287.62
		17,878,287.62	17,878,287.62
	39,383,045.58	39,383,045.58	0.00
	13,263,284.05	13,263,284.05	0.00

---

	51,014,959.52	51,014,959.52	0.00
	937,000.59	937,000.59	0.00

---

	91,300,185.50	91,300,185.50	0.00
---	---------------	---------------	------



---

	29,241,014.97	29,241,014.97	0.00
---	---------------	---------------	------

	137,695,304.07	137,695,304.07	0.00
	852,982,232.50	852,982,232.50	0.00
	1,253,001,335.32	1,253,001,335.32	0.00

: :

	2019 12 31			2020 1 1
	0.00	16,349,159.25	0.00	16,349,159.25
	16,349,159.25	-16,349,159.25	0.00	0.00

-	15-35%
-	8.84%
E&R LLC	
-	15-35%

**1**

	54,936.17	44,074.75
	401,326,204.29	203,590,221.47

Oy&M







	17,509,872.55	3.75%	350,197.45
	198,728,015.39	42.52%	

5

6

33.44%

5

	15,721,590.08	24,651,549.32
	0.00	0.00
	15,721,590.08	24,651,549.32

36.22%

6

1



2

%

	2020 12 31	%
	506,005.99	25.78%
	217,014.89	11.06%
	209,489.42	10.67%
	187,735.44	9.56%
	80,000.00	4.08%
	1,200,245.74	61.15%

( )		
-----	--	--

2 1

( )				
-----	--	--	--	--

3

3

1

	3,688,354.02	2,140,578.28
	1,558,595.35	1,704,346.33
	8,302,946.61	2,314,890.99
	0.00	1,000,000.00
	3,317,023.25	3,185,975.33
	-1,772,933.63	-2,802,571.90
	15,093,985.60	7,543,219.03

2

	12	( )	( )	
2020 1 1	144,951.95	101,880.77	2,555,739.18	2,802,571.90
2020 1 1				
	161,364.07	-81,114.39	-1,109,887.95	-1,029,638.27
2020 12 31				



---

**5**

--	--	--	--	--	--

	106,928,171.06	5,972,583.94	100,955,587.12	46,795,649.69	1,488,538.44	45,307,111.25
	37,242,123.78	504,875.64	36,737,248.14	30,624,585.75	2,299,631.55	28,324,954.20
	97,109,253.34	6,182,461.72	90,926,791.62	72,988,529.94	4,723,490.12	68,265,039.82

**10**

	20,000,000.00	0.00
	27,583,997.07	16,059,384.39
	612,496.75	1,915,203.57
	1,029,582.89	0.00
	49,226,076.71	17,974,587.96

173.86%

**11**

	535,174,275.98	449,470,111.04
	0.00	0.00
	535,174,275.98	449,470,111.04

**1**

1.	405,041,566.05	143,591,809.83	7,396,061.27	52,292,650.15	608,322,087.30
2.	103,271,690.73	21,038,315.23			

---

2	47,791,159.69	0.00	0.00	0.00	47,791,159.69
4.					

	226,041,498.66	
	226,041,498.66	

226,041,498.66

15,579,552.10

44100620200012927

330,562,700,00

2020 9 21

2025 9 20

**12**

	65,250.00	89,966,034.82
	65,250.00	

	802.00	4,316,24 7.12	3,042,77 9.44	7,359,02 6.56	0.00	0.00	100.02%	100.00	0.00	0.00	0.00%	
	0.00	0.00	7,047,88 4.74	6,982,63 4.74	0.00	65,250.0 0	0.00%	0	0.00	0.00	0.00%	

7,645.79    67,536,0    1,853,09  
57.62    5.16

1.	10,785,468.77	2,042,127.50	17,524,242.22		30,351,838.49
2.	937,144.92	1,166,930.00	2,395,044.16		4,499,119.08
1	937,144.92	1,166,930.00	2,395,044.16		4,499,119.08
3.	5,749,218.00	0.00	0.00		5,749,218.00
1		0.00	0.00		
2	5,749,218.00	0.00	0.00		5,749,218.00
4.	5,973,395.69	3,209,057.50	19,919,286.38		29,101,739.57
1.	0.00	0.00	0.00		0.00
2.	0.00	0.00	0.00		0.00
1	0.00	0.00	0.00		0.00
3.					

14

1

	679,233.37	0.00	0.00	0.00	0.00	679,233.37
DEGINDUSTRISUPPLIESDN.BHD.	0.00	14,277,728.87	0.00	0.00	0.00	14,277,728.87
	0.00	37,248,703.53	0.00	0.00	0.00	37,248,703.53

2.

2021      2023  
1,800

-116.94

2021

7,585.97%

DEG

15

	206,485.15	1,263,351.70	292,249.36	13,095.94	1,164,491.55
	206,485.15	1,263,351.70	292,249.36	13,095.94	1,164,491.55

16

/

1

	6,162,612.57	1,031,218.20	5,366,077.26	811,722.92
	114,471,156.42	17,170,673.46	0.00	0.00
	37,910,349.26	6,259,207.00	59,332,240.57	8,899,836.09
	10,791,891.31	1,630,889.35	11,338,499.38	1,787,949.32
	13,586,905.74	2,038,035.86	7,614,598.61	

---

	8,460,242.50	2,115,060.62	9,627,172.50	2,406,793.12

110.73%

17

	8,454,304.74	0.00	8,454,304.74	6,520,021.98	0.00	6,520,021.98
	6,574,718.20	0.00	6,574,718.20	0.00	0.00	0.00
DEG		0.00				



	5,700,000.00	
	0.00	

20

1

	401,962,075.41	235,988,777.88
	9,021,424.98	15,433,277.11
	4,443,068.76	730,543.49
	193,608.09	432,818.60
	415,620,177.24	252,585,417.08

21

1

	0.00	0.00

22

	8,777,895.19	17,878,287.62
	8,777,895.19	17,878,287.62


--	--	--

23

1

--	--	--	--	--

---

	39,383,045.58	253,222,253.35	251,040,629.30
---	---------------	----------------	----------------



2

		<b>o ,ff</b>
	315,860.00	0.00
	315,860.00	

27

	0.00	148,234.84
		-148,234.84

28

	9,798,913.49	8,054,300.00	876,831.56	16,976,381.93	
	9,798,913.49	8,054,300.00	876,831.56	16,976,381.93	--

-14(41 Td#--1

	2,814,598.61	0.00	82,782.36	0.00	0.00	0.00	2,731,816.25	

---

--	--	--	--	--	--	--	--	--	--

[2020]518Z0037

	468,314,215.93		39,257,125.00	-	429,057,090.93
2					
30%	300	0		1	19%
190	0			1	-
550,048.06					
3			-		9,535,394.19

**31**

	29,280,222.00	0.00	14,955,971.00	14,324,251.00
	29,280,222.00	0.00	14,955,971.00	14,324,251.00

14,955,971.00

**32**

	0.00	0.00	0.00		0.00	0.00	0.00	0.00
	12,426.33	-1,975,909.38	0.00		0.00	-1,975,909.38	-59,129.31	-1,963,483.05
	12,426.33	-1,975,909.38	0.00		0.00	-1,975,909.38	-59,129.31	-1,963,483.05

**33**

	60,441,746.07	11,346,969.97	0.00	71,788,716.04

	30,858,439.43	5,673,484.99	0.00	36,531,924.42
	91,300,185.50	17,020,454.96	0.00	108,320,640.46

10%

50%

---

	1	2		
	692,463,016.05			692,463,016.05
	665,664,682.85			665,664,682.85

---

2021	0.00	2022	0.00	128,567,201.77	128,567,201.77
				2023	

		(%)
2020	440,158,773.79	31.30
2019	354,108,977.89	27.53

---

	5,282,929.14	3,481,775.59
--	--------------	--------------

40

	6,873,906.20	6,534,080.48
	1,156,103.07	440,783.10
	5,717,803.13	6,093,297.38
	7,937,230.23	-1,248,698.27
	777,683.94	623,977.90
	14,432,717.30	5,468,577.01

163.92%

41

	14,531,290.86	9,412,149.22

43

		0.00
	810,915.07	0.00
	810,915.07	

44

	1,047,903.29	485,546.69
	-2,866,901.91	-8,478,104.04
	-1,818,998.62	-7,992,557.35

77.24%

45

	-4,938,435.00	-11,595,333.70

---

	61,750.23	54,292.44
--	-----------	-----------

47

	0.00	0.00	0.00
	106,966.72	0.00	106,966.72
	185,929.32	673,392.96	185,929.32
	292,896.04	673,392.96	292,896.04



2

	50,350,199.44
/	7,552,529.93
	-601,178.64
	-

	38,880,302.42	37,482,124.60

	5,546,073.92	692,835.21
	117,611,483.55	103,507,670.29

3

	0.00	10,796,010.00
	3,393,941.33	0.00
	3,393,941.33	10,796,010.00

52

1

---

	7,980,505.60	6,534,080.48
	-2,970,845.59	-7,723,562.53
	-14,050,008.84	-9,205,272.22
	-153,107.84	-291,732.50
	-63,425,286.29	

**3**

	401,381,140.46	203,634,296.22
	54,936.17	44,074.75
	401,326,204.29	203,590,221.47









---

2017

---




	134,818.68	134,818.68	288,700.19	288,700.19
			10,000,000.00	10,000,000.00
			5,668,440.65	5,668,440.65
	14,013,320.06	14,708,897.08	9,651,397.32	9,651,397.32
	0.00	0.00	0.00	0.00
	14,013,320.06	14,013,320.06	9,651,397.32	9,651,397.32

2

					2020 4 26
					2020 9 15

1

1

				100.00%		
				100.00%		
				100.00%		
EagleriseE&EInc				100.00%		
EagleriseE&E(U				100.00%		

SA),Inc.

(

12

12

12

	42.52%	36.86%
68.55%		54.66%

2.

**1**

	--	--	--	--
	0.00			

2

3

5	44100620170002037		19,626.00	4
6	209.12 Tff356.3 732.94 0.72			

2019

1			200.00	2019/7/10	2020/1/6		
			300.00	2019/8/13	2020/2/7		
			2,000.00	2019/9/11	2020/3/9		
			200.00	2019/11/26	2020/5/22		
			160.00	2019/12/18	2020/6/15		
				300.00	2020/2/28	2020/8/26	
				170.00	2020/3/27	2020/9/23	
				210.00	2020/4/28	2020/10/23	
				2000.00	2020/4/28	2020/7/27	
				300.00	2020/6/23	2020/12/18	
				320.00	2020/7/23	2021/1/19	
				260.00	2020/8/13	2021/2/3	
				4300.00	2020/9/11	2021/9/10	
				125.00	2020/10/15	2021/4/13	
				3300.00	2020/10/16	2021/10/15	
				4900.00	2020/11/18	2021/11/17	
3300.00	2020/10/21	2021/10/20					
2			25.00	2020/11/12	2021/1/18		
3			2,000.00	2019/10/25	2020/4/21		
			55000.00	2020/12/8	2021/5/27		
			2,000.00	2020/4/23	2020/11/26		

---

	5,542,168.02	5,217,586.04

**1**





---

1

1


	113,001,856.38	0.00	0.00%
	113,001,856.38	0.00	--


1	1	289,394,183.98
6		289,120,896.76
7-12		273,287.22
1	2	90.66
2	3	7,869.83
3		0.00
		289,402,144.47

2

	5,708,809.56	-412,468.93		1,756,342.40		3,539,998.23
	5,708,809.56	-412,468.93		1,756,342.40		3,539,998.23


**3**

	1,756,342.40

		789,197.42			
		898,220.00			
	--	1,687,417.42	--	--	--

**4**

	53,173,945.96	18.37%	0.00
	45,931,966.45	15.87%	918,639.33
	40,810,538.13	14.10%	0.00
	37,699,457.05	13.03%	0.00
	27,483,080.40	9.50%	549,661.61
	205,098,987.99	70.87%	

**2**

	30,000,000.00	
	863,947,424.81	301,493,233.16
	893,947,424.81	301,493,233.16

**1****1**

---

--	--	--

**2**

**1**

( )

|

2020	1	1				
			-56,948.84	16,638.80	-1,000,000.00	
2020	12	31	45,739.08	16,638.80	1,436,551.23	

1		1			863,926,608.69
6					863,926,608.69
7-12					0.00
1		2			83,194.00
2		3			0.00
3					1,436,551.23
3		4			0.00
4		5			0.00
5					1,436,551.23
					865,446,353.92

## 3

	2,539,239.15	-1,040,310.04	0.00	0.00	0.00	1,498,929.11
	2,539,239.15	-1,040,310.04	0.00	0.00	0.00	1,498,929.11

--	--	--

## 4

--	--



---

	12,434,717.00		0.00			12,434,717.00	0.00
	120,000,000.00	0.00	0.00			120,000,000.00	0.00
	7,000,000.00	0.00	0.00			7,000,000.00	0.00
	8,000,000.00						

---

	274,336.28			274,336.28
	329,843,848.29			329,843,848.29
	317,512,313.96			317,512,313.96
	78,006,850.53			78,006,850.53

---

	1,336,000.00	452,850.00
	0.00	-24,996.67

