



2021

2021-096

2021 08

)

(

.....	2
.....	9
.....	12
.....	28
.....	30
.....	31
.....	40
.....	46
.....	47
.....	48

LED				LED
		1KHZ	KHZ	KHZ

			002922
	EAGLERISE ELECTRIC & ELECTRONIC (CHINA) CO., LTD		

	904,413,605.18	533,042,201.77	69.67%
	142,174,834.12	15,096,138.33	841.80%

	8,606,987.03	
	130,270.99	
	20,561,820.21	
	130,155.49	
	119,816,227.55	--

1

1

1

2021
2021

90,441.36



1

1

PTC

PDM

1

30-60

ERP

2

3

Kichler

4

1

1

2020 3

2020

2021

3

2030

2021 4

2021

2021

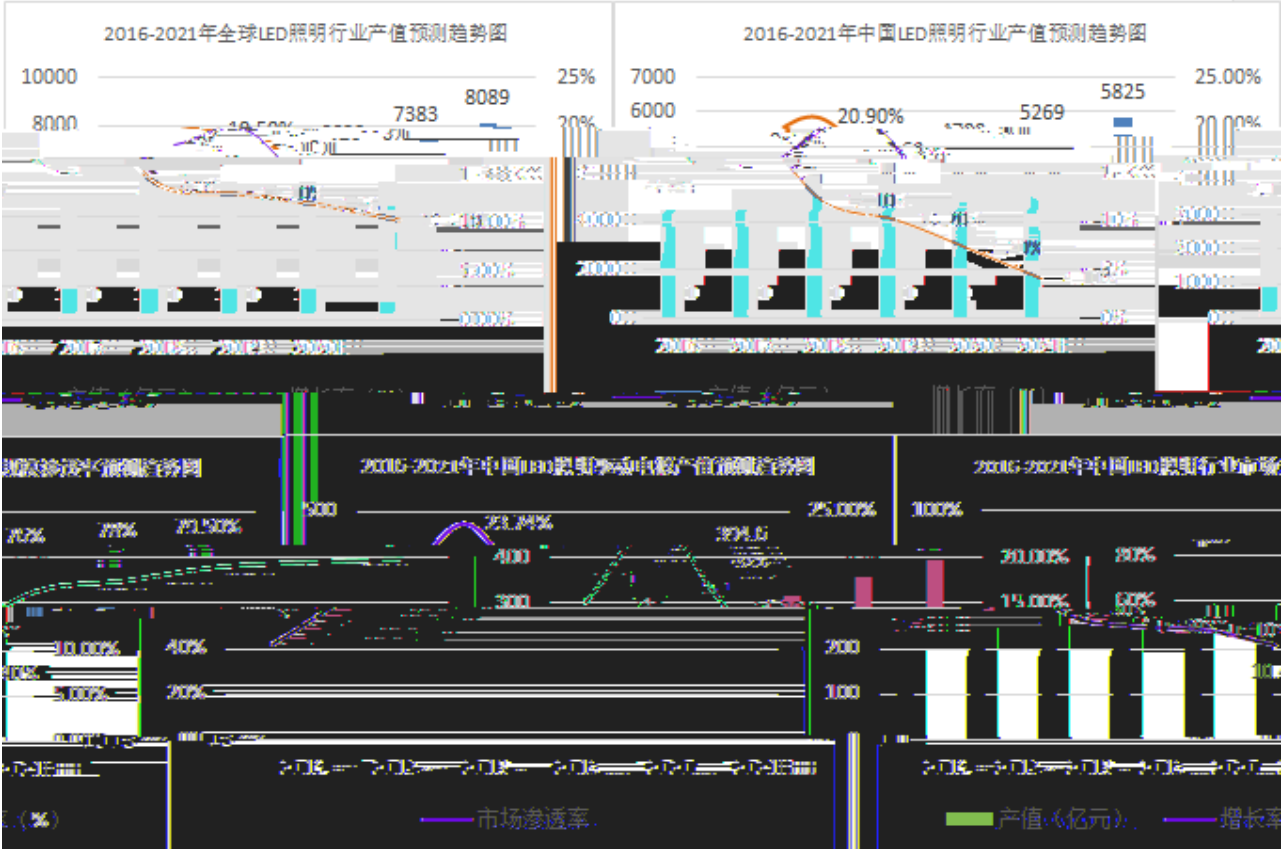
2021 5

2021 6

2021

2021

LED	LED	LED	LED	LED	LED	LED	LED	GGII
LED	LED	2016	198	2020	356	2019	2020	12.50%
12.10%	LED			LED				GGII
2021	LED			384				



GGII

LED

18.5	2023	172	GGII	2021	LED	GGII	2020	LED
273		193				466		
	LED		LED		LED		LED	LED
				LED			LED	

Kichler

PTC

PDM

151

14

10

ISO9001 2015

ISO14001 2015

IECQ

QC080000:2017

67%

	33,531,565.72	27,801,758.68	17.09%	245.71%	270.00%	-5.44%
	598,985,534.75	512,457,617.14	14.45%	117.62%	132.28%	-5.40%
	305,428,070.43	241,004,480.77	21.09%	18.48%	29.23%	-6.56%

1

30%

1		23,676.99	87.41%
		8,218.40	94.35%
	7,191.94	1,639.54%	
8,097.95	48.29%		
	11,076.93	43.87%	
6,964.47	31.25%	4,112.47	138.91%
2	32,373.80	117.62%	

	5,031,620.71	3.11%	
	3,575,366.32	2.21%	
	-3,347,877.89	-2.07%	
	509,686.38	0.32%	
	1,146,958.13	0.71%	
	9,809,334.17	6.07%	
	122,729,153.80	75.96%	

	-1,340,489.96	-0.83%		
--	---------------	--------	--	--

1


	337,175,941.35	13.20%	403,841,779.19	17.46%	-4.26%
	496,948,646.22	19.45%	452,485,307.28	19.56%	-0.11%
	389,932,813.61	15.26%	243,210,300.80	10.52%	4.74%
	540,709,137.96	21.17%	535,174,275.98	23.14%	-1.97%
	13,540,224.68	0.53%	65,250.00	0.00%	0.53%
	2,798,456.63	0.11%	0.00	0.00%	0.11%
	353,486,617.33	13.84%	304,557,979.89	13.17%	0.67%
	15,962,029.45	0.62%	8,777,895.19	0.38%	0.24%
	2,798,456.63	0.11%	0.00	0.00%	0.11%
	42,819,506.94	1.68%	15,721,590.08	0.68%	1.00%
	19,179,602.65	0.75%	1,962,768.75	0.08%	0.67%
		0.00%	28,262,885.83	1.22%	-1.22%
	15,715,284.57	0.62%	29,006,087.07	1.25%	-0.63%

	58,631,770.10	2.30%	37,029,022.94	1.60%	0.70%	/
	36,078,678.53	1.41%	5,700,000.00	0.25%	1.16%	
	296,320,455.00	11.60%	174,408,600.00	7.54%	4.06%	

2

		16,128,313.82	13405 Benson Ave Chino California USA				1.04%	

3



4

	2021 06 30	
	223,628,296.17	
	15,259,018.06	
	49,752,358.00	
	288,639,672.23	

	--	--	--	14,832,102.00	21,407,640.20	--	--	56,071,100.00	0.00	--	--	--	--

4

1

2

--	--	--	--	--	--	--	--	--	--	--	--	--	--


2021 2022
33,972.23 01 06 01 05 0

1

2021		49.99%	2021 03 12	2021 03 13	2021 2021-025
2020		54.02%	2021 04 23	2021 04 24	2020 2021-050

2

--	--	--	--	--	--



6

“ ”

“ ”

3

4

5

6

1

1

2

3

--	--	--	--	--	--

1

A3+B3+C3		A4+B4+C4	
A4+B4+C4		5.71%	
D			

1

	2021 02 25	2019			
2021-016	2021 04 14	2019			
	2021-047				
2	2020				
2021 05 14	2020	2020 12 31	174,408,600		2019
	102,450	174,306,150		10	2.00
		10			2019
		147.6850	251.0645		
116.1850	197.5145		31.50		53.55
174,306,150	296,320,455				
	2021 03 31	2020			
2021-037	2021 05 10	2020			2021-061
1	2021 02 24			2021 03 12	2021
		2019			8
		10.245		9.27 /	
			2021 4 13		
2	2021 03 29			2021 03 31	2020
		2020		2020 12 31	174,408,600
	2019	102,450	174,306,150	10	2.00
		34,861,230			10 7
	122,014,305				
1	2021 04 13	8		10.245	
	174,408,600	174,306,150			
2	2021 05 14	2020		174,306,150	296,320,455
1	2021 04 13	8		10.245	
	174,408,600	174,306,150			
2	2021 05 14	2020			10
7		174,306,150	296,320,455		

	2020		2021	
/	0.36	0.17	0.82	0.48
/	0.36	0.17	0.82	0.48
/	8.28	4.87	8.89	5.23

2

	8,163,746	688,501	5,714,622	13,189,867		6

18

2021

19

39,257,125 61,167,906 27,479,988 5,569,207

			39,417		8		0
		5%	10				
		34.47%	102,152,575	42,062,825		102,152,575	33,286,000
		4.81%	14,257,744	5,870,836	10,693,308	3,564,436	
		1.88%	5,569,207	2,293,203	5,569,207		
		1.55%	4,594,593	1,891,891		4,594,593	
		1.42%	4,205,800	4,205,800		4,205,800	
		1.42%	4,203,628	944,141		4,203,628	

		4,205,800	4,205,800
		4,203,628	4,203,628
		3,896,000	3,896,000
		3,564,436	3,564,436

			1,788,102	1,251,671		3,039,773			
			48,200	33,740		81,940	48,200		81,940
			103,100	72,170		175,270	103,100		175,270
			102,500	71,750		174,250	102,500		174,250
			52,500	36,750		89,250	52,500		89,250
	--	--	13,825,200	9,677,640	0	23,502,840	306,300	0	520,710

2021 5 14

2020

1

2021 06 30





	474,011,566.08	415,620,177.24
	15,962,029.45	8,777,895.19
	36,396,227.14	41,564,669.63
	14,650,478.24	14,603,496.95
	39,277,986.94	43,382,514.73
	611,230.00	315,860.00
	999,429.27	0.00
	970,863,012.98	834,206,733.63

	296,320,455.00	174,408,600.00
	824,839,551.61	945,536,560.61
	13,136,838.70	14,324,251.00
	-5,560,218.40	-1,963,483.05
	108,320,640.46	108,320,640.46
	339,668,848.49	232,355,244.37
	1,550,452,438.46	1,444,333,311.39
	10,827,543.64	15,166,097.09
	1,561,279,982.10	1,459,499,408.48
	2,554,615,261.17	2,312,982,402.75

2

	2021 6 30	2020 12 31
	21,553,032.26	162,519,040.58
	366,922,712.32	190,618,931.51
	49,752,358.00	17,659,770.20
	175,654,953.90	285,862,146.24
	9,269,164.32	3,914,849.00
	273,193.15	179,956.05
	429,460,800.93	893,947,424.81
	0.00	30,000,000.00
	11,195,717.50	3,402,363.78

	488,205.47	3,128,739.27
	1,064,570,137.85	1,561,233,221.44
	766,403,724.72	416,403,724.72
	697,027.00	16,254,064.69
	135,105.76	0.00
	2,814,451.59	19,579,420.50
	2,031,482.12	4,072,870.89
	33,569,598.83	22,325,137.08
	805,651,390.02	478,635,217.88
	1,870,221,527.87	2,039,868,439.32
	159,374,583.85	266,669,869.34
	138,778,678.53	5,700,000.00
	51,278,078.81	177,409,645.79
	25,783,112.40	5,012,760.06
	2,735,653.90	11,824,223.84
	1,826,487.01	2,999,946.59

	50,236,014.44	137,931,935.62
	611,230.00	315,860.00
	2,891,006.00	0.00
	432,903,614.94	607,548,381.24

3

	2021	2020
	904,413,605.18	533,042,201.77
	904,413,605.18	533,042,201.77
	878,672,565.28	515,285,238.92
	753,462,097.91	407,122,580.68
	4,077,991.17	4,365,718.19
	25,167,674.71	32,652,979.13
	50,111,724.97	46,644,872.32
	38,339,913.57	22,932,654.62
	7,513,162.95	1,566,433.98
	7,001,153.26	2,796,960.39
	233,003.84	135,423.34
	9,809,334.17	7,088,520.98
	5,031,620.71	655,389.56
	-	
	3,575,366.32	253,392.36

-	-1,340,489.96	5,723.04
-	-3,347,877.89	-5,875,205.92
-	122,729,153.80	328.05
	162,198,147.05	19,885,110.92
	509,686.38	77,605.28
	1,146,958.13	45,910.31
	161,560,875.30	19,916,805.89
	23,636,571.40	5,325,969.95
	137,924,303.90	14,590,835.94
1.	137,924,303.90	14,590,835.94
2.		
1.	142,174,834.12	15,096,138.33
2.	-4,250,530.22	-505,302.39
	-3,684,758.59	-118,796.52
	-3,596,735.35	7,801.19
1.		
2.		
3.		
4.		
5.		
	-3,596,735.35	7,801.19

1.

	2,404,885.33	1,600,450.19
	27,414,930.21	25,212,606.00
-		
	1,922,712.32	116,775.92
-	540,969.48	891,772.59
-	0.00	-3,706,739.74
-	8,821,346.44	
	40,488,623.87	-2,855,997.95
	460,225.49	72,643.35
	346,465.40	36,637.32
	40,602,383.96	-2,819,991.92
	3,476,230.29	-1,295,210.46
	37,126,153.67	-1,524,781.46
	37,126,153.67	-1,524,781.46
1.		
2.		
3.		

4.

|

|

	325,663,061.57	391,699,109.86
	309,031,823.48	4,221,938.64
	495,000,000.00	66,000,000.00
	56,627,688.14	25,212,606.00
	176,664,461.83	6,858,631.93
	728,292,149.97	98,071,237.93
	12,260,451.57	3,910,567.90
	670,000,000.00	87,000,000.00
	350,000,000.00	24,486,728.00
	1,032,260,451.57	115,397,295.90
	-303,968,301.60	-17,326,057.97
	0.00	150,330,660.00
	0.00	150,330,660.00
	107,295,285.49	100,902,900.00
	37,783,631.21	29,533,918.95

7

		2021											

	2020			

													21.07	21.07	
											-27,03 0,295. 00		-27,03 0,295. 00	-27,030 ,295.00	
1													0.00	0.00	
2													0.00	0.00	
3											-27,03 0,295. 00		-27,03 0,295. 00	-27,030 ,295.00	
4													0.00	0.00	
													0.00	0.00	
1													0.00	0.00	
2													0.00	0.00	
3													0.00	0.00	
4													0.00	0.00	
5													0.00	0.00	
6													0.00	0.00	
													0.00	0.00	
1													0.00	0.00	
2													0.00	0.00	
					550,04 8.06								550,04 8.06	550,048 .06	
	135,1 51,47 5.00				513,43 7,875. 49	29,280 ,222.0 0	20,227 .52		91,300 ,185.5 0		213,03 7,649. 71		923,66 7,191. 22	7,903,1 39.68	931,570 ,330.90

8

	2021											
	174,408, 600.00				956,707, 975.05	14,324,2 51.00				108,320, 640.46	207,114, 253.84	1,432,227, 218.35
	174,408, 600.00				956,707, 975.05	14,324,2 51.00				108,320, 640.46	207,114, 253.84	1,432,227, 218.35
	121,911, 855.00				-120,697 ,009.00	-1,187,4 12.30					2,264,92 3.67	4,667,181. 97
											37,126,1 53.67	37,126,153 .67
	-102,450 .00				1,317,29 6.00	-1,187,4 12.30						2,402,258. 30
1												
2												
3	-102,450 .00				1,317,29 6.00	-1,187,4 12.30						2,402,258. 30
4												
											-34,861, 230.00	-34,861,23 0.00
1												
2											-34,861, 230.00	-34,861,23 0.00
3												

	122,014, 305.00				-122,014 ,305.00							
--	--------------------	--	--	--	---------------------	--	--	--	--	--	--	--

					6,493,800.00					-28,555,076.46		-22,061,276.46
										-1,524,781.46		-1,524,781.46
					6,493,800.00							6,493,800.00
1												0.00
2												

A3

4

2021 08 25

16

2

1

1

1

1 ,

1

15

2014

2

12

1

2

1 1 12 31

3



4

3

E&R LLC

SUNRISE POWER TRANSFORMERS GMBH

()

DEG INDUSTRIAL

SUPPLIES SDN.BHD.

HI-BEAM LIGHTING (M) SDN. BHD.

EAGLERISE SINGAPORE INVESTMENT HOLDING PTE. LTD.

5

1

2

3

9

2019 1 1

1

W

A

1
2

2

1
2

2

1
2
3
4

12

1

2

4

1
2

2

A.

B.

22 -

A.

B.

22 -

6

7

10

15

2020 1 1

9

16

A.

1

20% 20% 50%

2

1.

A.

B.

C.

1.

D.

3

4

22

17**1****2**

		20-40	10%	2.25-4.50%

2

21

1

1

2

	50	
	5	
	10	

B.

C.

D.

E.

22

23

	3

24

2020 1

25

1

D.

a

b

c

;

,

3

4

A.

B.

C.

26

1

2

3

4

5

27

1

2

28

1

2

3

4

29

2020 1 1

1

2

/

2020 1 1

1

2

C

D

A

B

1.

2.

3

1.

2.

30

1

2

1

3

31 /

A.

B.

12

32

1

1

12

5

6

7

8

34

1

2018 12 7 21		
2019 1 1 2021		1
1 1 2021		

1 1 32		
-----------	--	--

1

2021 1 1

A.

B.

C.

22

. 12 ;

.

.

.

.

13

.

29

2 2021

2021 1 1 3,939,916.36 3,939,916.36
0.00

3 2021

35

1

	13%	
	"	13%
	"	

-	8.84%
E&R LLC	
-	15-35%
-	8.84%
-	15-35%
-	9.99%
	17%
-	15%-23.9%
0 200	8.25%
200	16.50%
DEG	24%
HIB	17%
	25%

2

2020 09 14
 GR202036000203 2020
 15%

2018 11 28
 GR201844001832 2018
 15%

2020 12 9
 GR202044005920 2020
 15%

1

	36,682.72	54,936.17
	331,623,218.63	401,326,204.29

	5,516,040.00	2,460,638.73
	337,175,941.35	403,841,779.19
	57,782,466.47	72,077,324.89

2

	407,294,712.32	340,810,915.07
	386,938,493.14	320,781,983.56
	20,356,219.18	20,028,931.51
	407,294,712.32	340,810,915.07

3

	1,280,654.00	0.00
	1,280,654.00	0.00

4**1**

--	--




	0.00	0.00%	0.00	0.00%	0.00	4,795,792 .66	1.02%	4,795,792 .66	100.00%	0.00
	508,264, 894.91	100.00%	11,316,2 48.69	2.23%	496,948,6 46.22	462,636,4 65.11	98.97%	10,151,15 7.83	2.19%	452,485,30 7.28
	508,264, 894.91	100.00%	11,316,2 48.69	2.23%	496,948,6 46.22	462,636,4 65.11	98.97%	10,151,15 7.83	2.19%	452,485,30 7.28
	508,264, 894.91	100.00%	11,316,2 48.69	2.23%	496,948,6 46.22	467,432,2 57.77	100.00%	14,946,95 0.49	3.20%	452,485,30 7.28

0

1	1	503,869,689.33
	6	499,953,753.56
7-12		3,915,935.77
1	2	4,087,419.86
2	3	7,785.72
3		300,000.00
3	4	300,000.00
		508,264,894.91

2

--	--	--	--	--	--



1	19,179,602.65	100.00%	1,962,768.75	100.00%
	19,179,602.65	--	1,962,768.75	--

1

2

	2021 06 30	
		5,367,600.00

	4,446,046.67	3,688,354.02
	3,156,389.24	1,558,595.35
	6,172,264.61	8,302,946.61
	146,947.68	3,317,023.25
	-1,793,391.33	-1,772,933.63
	12,128,256.87	15,093,985.60

2

3

	1,772,933.63	28,948.19		8,490.49		1,793,391.33
	1,772,933.63	28,948.19		8,490.49		1,793,391.33

--	--	--

4

	8,490.49

--	--	--	--	--	--

5

--	--	--

	50,917,005.97	49,226,076.71
--	---------------	---------------

11

--	--

2	-30,174.11	40,746.22	40,045.20	-137,304.36	-86,687.05

2

	170,865,500.00	0.00	1,178,080.12	0.00	0.00	1,178,080.12	0.69%	0.69%	0.00	0.00	0.00%	
	164,700,000.00	0.00	12,362,144.56	0.00	0.00	12,362,144.56	7.51%	7.51%	0.00	0.00	0.00%	
	0.00	65,250.00	2,925,476.08	2,990,726.08	0.00	0.00	0.00%	100.00%	0.00	0.00	0.00%	
	335,565,500.00	65,250.00	16,465,700.76	2,990,726.08	0.00	13,540,224.68	--	--	0.00	0.00	0.00%	--

3

13

1.	0.00	0.00
2.	3,939,916.36	3,939,916.36
	3,939,916.36	3,939,916.36
3.	0.00	0.00
4.	3,939,916.36	3,939,916.36
1.	0.00	0.00
1	1,141,459.73	1,141,459.73
3.	0.00	0.00
4.	1,141,459.73	1,141,459.73
	0.00	0.00

4.	0.00	0.00
1.	2,798,456.63	2,798,456.63
2.	0.00	0.00

14

1

1.					
2.					
1					
3.					
1					
4.					
1.	28,184,602.81	7,876,777.50		26,512,459.74	62,573,8025PC

1,164,491.55

		15,715,284.57		29,006,087.07
		2,542,699.32		2,299,878.71

4

		25,556,127.23		25,556,127.23

	0		0	4		4
--	---	--	---	---	--	---

	38,666,756.94	43,066,654.73
	39,277,986.94	43,382,514.73
1		
		315,860.00
	611,230.00	315,860.00



5,714,638.00

	945,536,560.61	2,164,557.50	122,861,566.50	824,839,551.61
--	----------------	--------------	----------------	----------------

1	2021 02 24			2021 03 12
2021			2019	
2019		8		
	10.245			
		[2021]518Z0025		
8	949,711.50	102,450		847,261.50
2	2021			

	-1,963,483.0	-3,596,735			
		5		0.00	
					0.00
					-3,596,735
					.35

35

	899,698,334.91	750,714,487.87	530,354,164.01	404,839,924.58
	4,715,270.27	2,747,610.04	2,688,037.76	2,282,656.10
	904,413,605.18	753,462,097.91	533,042,201.77	407,122,580.68



904,413,605.18

904,413,605.18

	800,941.85	483,032.86
	307,377.98	925,630.62
	89,967.58	0.00
	0.00	7,566,582.27
	0.00	371,786.20
	2,582,033.45	4,448,477.21
	25,167,674.71	32,652,979.13

38

	27,208,271.94	21,588,911.71
	7,047,404.80	5,497,164.02
	1,924,796.63	1,454,059.34
	1,907,466.37	2,678,032.65
	5,359,593.38	6,350,598.91
	4,499,634.35	2,582,305.69

40

	7,001,153.26	2,796,960.39
	233,003.84	135,423.34
	286,825.72	-1,615,349.68
	458,187.81	520,246.61
	7,513,162.95	1,566,433.98

41

	9,809,334.17	7,088,520.98
	316,771.79	187,541.04
	9,492,562.38	6,900,979.94
	0.00	0.00
	9,809,334.17	7,088,520.98

42

	4,185,827.40	

	3,575,366.32	253,392.36
	1,280,654.00	0.00
	3,575,366.32	253,392.36

44

	-28,948.19	1,016,304.01
	-1,311,541.77	-1,010,580.97
	-1,340,489.96	5,723.04

45

	-3,347,877.89	-5,875,205.92
	-3,347,877.89	-5,875,205.92

46

	122,729,153.80	328.05
	52,283.54	328.05
	122,729,153.80	328.05

47

	163,220.99	77,605.28	163,220.99
	346,465.39	0.00	346,465.39
	509,686.38	77,605.28	509,686.38

								/
--	--	--	--	--	--	--	--	---

48

	1,114,008.13	45,910.31	1,114,008.13
	32,950.00	0.00	32,950.00

	161,560,875.30
/	...) Ös 24,234,131.29
	-1,001,217.32
	1,740,066.58
	282,910.32
	-461,635.11
	1,932,721.87
	492,511.46
	-3,582,889.32
	23,636,571.40

50

1

32

51

1

	233,003.84	135,423.34
	9,964,062.38	14,046,279.94
	969,319.53	4,374,730.41
	11,166,385.75	18,556,433.69

	4,745,576.16	3,635,656.94
	54,074,106.04	46,454,791.47

3

	949,711.50	0.00
	949,711.50	0.00

52

1

1	--	--
	137,924,303.90	14,590,835.94
	4,688,367.85	1,814,420.56
	16,802,389.13	15,303,973.73
	1,141,459.73	0.00
	2,326,728.94	2,128,642.39
	183,108.07	232,407.31
	-122,729,153.80	-328.05
	1,114,008.13	45,910.31
	-3,575,366.32	-253,392.36
	5,246,758.63	2,796,960.39
	-5,031,620.71	-655,389.56
	13,290,802.50	-2,783,231.58

	223,628,296.17	
	15,259,018.06	
	288,639,672.23	--

54

1

	--	--	
	13,411,460.22	6.47090	86,784,217.94
	1,033,039.48	7.67010	7,923,516.12
	233,183.67	0.83336	194,325.94
	246,212,169.00	0.058224	14,335,457.33
	857,152.15	1.55826	1,335,665.91
	--	--	
	13,884,174.96	6.47090	89,843,107.75
	608,970.85	7.67010	4,670,867.32
	136,869,366.83	0.058224	7,969,082.01
	1,802,276.46	1.55826	2,808,415.32
	--	--	

	770,000.00	0.058224	44,832.48
	2,847,541.36	1.55826	4,437,209.80
	261.51	6.47090	1,692.21
	1,148.59	7.67010	8,809.80
	41,094,225.00	0.058224	2,392,670.16
	374,890.10	1.55826	584,176.25

2

		2021-06-30
		6.4709
		6.4709
E&RLLC		6.4709
		7.6701
DEG		1.55826
HIB		1.55826
		0.058224
		4.8095

55

1

2020

2020			
	10,000.00		10,000.00
	266,490.86		266,490.86
	41,503.10		41,503.10
	1,600.00		1,600.00
	50,000.00		50,000.00
	392,210.70		392,210.70
	20,000.00		20,000.00
	3,219.89		

EagleriseE&EInc				100.00%		
EagleriseE&E(U SA),Inc.				100.00%		
SunrisePowerTra nsformersGmbH				100.00%		
				100.00%		
				70.00%		
				100.00%		
				100.00%		

51.00%

LTD.						
------	--	--	--	--	--	--

()

1.

(1)

(2)

,

(3)

12

(

)



12

12

12

1

1#375.911* n 641TJ 0.623.62 76.9444[(1* n 4ET 8672672.825619.68 r533.74n 4ET 8672672.825619.68 r.2



	70,000,000.00	2021 03 04	2026 03 04	
	70,000,000.00	2021 03 04	2026 03 04	
	50,000,000.00	2021 03 09	2022 03 08	

	450,000,000.00	2020 09 21	2023 09 20	
	250,000,000.00	2020 04 07	2023 04 06	
	330,562,700.00	2020 09 21	2025 09 20	
	296,260,000.00	2020 04 07	2023 04 06	
	84,000,000.00	2020 10 13	2025 10 13	
	100,000,000.00	2020 09 11		
	150,000,000.00	2021 01 20		

1

2020 4 7

25,000.00

45,000.00

,

2023 4 6

2020 09 11

2020 09 11

2023 9

20							
2			2018 6 5				
	25,000.00					2021 6 4	
3					223,628,296.17		
15,259,018.06						44100620170002037	
		19,626.00					2020 4 7
2023 4 6		2020 9 21		44100620200012927			33,056,27
				2020 9 21	2023 9 20		
4							
		2020 10 27					
	8,400.00					2025 10 13	
5							2020 04 20
							3,000.00
						2021 04 19	
6							
		2020 09 11					
10,000.00							
7				2021 03 03			
				1,000.00			
8				2021 03 03			
				1,000.00			
9							2021
01 20							
5,000.00 (
10							
		2021 01 20					
15,000.00							
11						2021 03 22	
							8,400.00
			2021 03 04	2026 03 04			
12				2021 03 22			
				8,400.00			2021 03 04
	2026 03 04						
13		2021 03 24					
				7,000.00			2021 03 04
2026 03 04							
14				2021 03 09			

5,000.00

1

2021 06 30

2

1

2021 06 30

2

1

2021 07 09

2021 07 23

1

	178,637, 419.19	100.00%	2,982							

1			

6

2

	3,539,998.23	-557,532.94				2,982,465.29
	3,539,998.23	-557,532.94				2,982,465.29

--	--	--	--

3

	67,463,024.66	37.77%	1,349,260.49
	24,163,098.13	13.53%	0.00
	19,819,671.78	11.09%	396,393.44
	18,295,897.86	10.24%	365,917.96
	16,782,894.42	9.39%	335,657.89
	146,524,586.85	82.02%	

2

	0.00	30,000,000.00
	429,460,800.93	863,947,424.81
	429,460,800.93	893,947,424.81

1

1

()		
	0.00	30,000,000.00
	0.00	30,000,000.00

2**1**

--	--	--

7-12	206,300.00
1 2	0.00
2 3	51,202.00
3	1,469,726.26
3 4	33,175.03
5	1,436,551.23
	430,967,803.01

3

	1,498,929.11	16,563.46		8,490.49		1,507,002.08
	1,498,929.11	16,563.46		8,490.49		1,507,002.08

--	--	--

4

	8,490.49

--	--	--	--	--	--

5

--	--	--	--	--	--

		185,900,000.00	6	43.14%	0.00
		127,595,688.06	6	29.61%	0.00
		98,399,757.36	6	22.83%	0.00
		9,120,137.53	6	2.12%	0.00
		8,110,000.00	6	1.88%	0.00
	--	429,125,582.95	--	99.57%	0.00

3

	766,403,724.72	0.00	766,403,724.72	416,403,724.72	0.00	416,403,724.72
	766,403,724.72	0.00	766,403,724.72	416,403,724.72	0.00	416,403,724.72

1

	()	
)						

	5,800,000.00					5,800,000.00	0.00
	416,403,724.72	350,000,000.00				766,403,724.72	0.00

4

	179,697,097.74	160,475,123.09	315,651,817.98	269,777,675.77
	72,448.64	-92,352.61	7,998,226.87	8,432,650.94
	179,769,546.38	160,382,770.48	323,650,044.85	278,210,326.71

	1	2	
	179,769,546.38		179,769,546.38
	173,093,170.09		173,093,170.09
	4,040,017.59		4,040,017.59
	2,636,358.70		2,636,358.70
	179,769,546.38		179,769,546.38
	175,031,553.78		175,031,553.78
	4,737,992.60		4,737,992.60
	179,769,546.38		179,769,546.38
	0.00		
	42,178,650.68		42,178,650.68
	39,261,608.50		39,261,608.50
	98,329,287.20		98,329,287.20
	179,769,546.38		179,769,546.38
	179,769,546.38		179,769,546.38
	179,769,546.38		179,769,546.38

		179,769,546.38			179,769,546.38
		179,769,546.38			179,769,546.38
		179,769,546.38			179,769,546.38
		179,769,546.38			179,769,546.38

	8,606,987.03	
	130,270.99	
	20,561,820.21	
	130,155.49	
	119,816,227.55	--

1

1

2

		/	/
	9.42%	0.48	0.48
	1.48%	0.08	0.08