



)

(

.....

.....

.....

.....

.....

.....

.....

.....

.....

		2022 01 01 2022 06 30
		2022 06 30
		Eaglerise E&E(USA), Inc.
		Eaglerise E&E Inc.
		EAGLERISE SINGAPORE INVESTMENT HOLDING PTE. LTD.
		Sunrise Power Transformers GmbH
E&R LLC		E&R LLC
		()
DEG		DEG INDUSTRIAL SUPPLIES SDN. BHD.
HBL		HI -BEAM LIGHTING(M) SDN. BHD (DEG)
LED		LED
		1KHZ KHZ KHZ

		110KV 220KV 10KV 35KV 220V, 50Hz

			002922
	EAGLERISE ELECTRIC & ELECTRONIC (CHINA) CO., LTD		




	1,388,190,163.09	904,413,605.18	53.49%
	84,659,002.86	142,174,834.12	-40.45%

	313,243.62	
	-1,353,392.46	
	2,703,062.61	
	10,988,286.20	

1


1





Kichler

200GW IHS Markit 2025 + 2021 303.4GW IHS Markit 2009-2021



4.0

LED

LED

LED

LED

LED

“ ” “ 2025”

LED
LED

LED

LED

LED

LED

PTC

PDM

198

14

10

“

”

“

”

IECQ QC080000:2017

ISO9001 2015

ISO/IATF16949 2016

ISO14001 2015

		138,819.02	53.49%	
8,465.90	40.45%			7,367.07
	229.50%	4,529.25	142.12%	
		40.45%		
	1.04			
		48,377.66	53.49%	
		86,596.68	35,832.77	70.59%
31,520.65	121.72%			4,312.12
	17.34%	10,273.14	28.28%	
		48.53%	2.69	
		1		2
		4,534.86	37.44%	
13.39%	11.99%	1.4		
		4,529.25	142.12%	

· 8.53%		1,388,190,163.09	904,413,605.18	53.49% 70.59%
				28.28 9%

7Æ π,4Ö2

	286,226,876.20	5,398,842.41		5,201.63%	
	240,069,225.01	-69,721,239.11		444.33%	
	6,750,060.39	4,077,991.17		65.52%	
	1,168.59	122,729,153.80		-100.00%	1.22

	1,388,190,163.09	100%	904,413,605.18	100%	53.49%
	1,380,939,307.16	99.48%	899,698,334.91	99.48%	53.49%
	7,250,855.93	0.52%	4,715,270.27	0.52%	53.77%
	865,966,774.69	62.38%	507,639,095.64	56.13%	70.59%
	465,974,350.28	33.57%	363,242,943.82	40.16%	28.28%
	56,249,038.12	4.05%	33,531,565.72	3.71%	67.75%

1

	465,974,350.28	355,453,854.96	23.72%	28.28%	21.56%	4.22%
	56,249,038.12	43,861,725.68	22.02%	67.75%	57.77%	4.93%
1						
	297,322,697.47	245,577,198.84	17.40%	24.89%	20.39%	3.09%
		490,599,036.68	16.34%	75.41%	71.26%	2.03%
		30,872,320.43	19.09%	43.39%	40.25%	1.81%

	55,291,961.34	1.78%	21,436,366.22	0.79%	0.99%	
	359,545,259.03	11.56%	416,867,069.95	15.27%	-3.71%	
	598,934,437.09	19.26%	590,431,914.34	21.63%	-2.37%	
	139,726,583.65	4.49%	30,746,806.48	1.13%	3.36%	
	14,132,582.73	0.45%	7,864,289.86	0.29%	0.16%	
	474,295,601.99	15.25%	128,080,396.08	4.69%	10.56%	
	17,624,965.21	0.57%	17,922,123.92	0.66%	-0.09%	
	9,847,800.00	0.32%	11,083,000.00	0.41%	-0.09%	
	6,697,024.54	0.22%	2,476,192.40	0.09%	0.13%	
	40,464,722.22	1.30%	74,147,776.19	2.72%	-1.42%	

2

--	--	--	--	--	--	--	--	--

16,258,992.
13

13405
Benson
Ave
Chino
California
USA

1.	74,147,776. 19	1,299,747.4 4			128,800,00 0.00	163,782,80 1.41		40,464,722. 22
2.	114,930.00	-18,840.00			0.00	0.00		96,090.00
3.								

2


3

				65,930 ,725.0 2	180,07 6,730. 03		46.71 %	56,071 ,100.0 0	0.00		2022 08 19	ww w.cnin fo.com .cn) 2022
	--	--	--	65,930 ,725.0 2	180,07 6,730. 03	--	--	56,071 ,100.0 0	0.00	--	--	--

4

1

2



	1,058.03 21,558.03 20,500.00

3

1

2

10%

			120,000.00 0.00	932,266.65 0.07	308,856.38 0.85	632,850.47 4.46	54,631,839. 39	49,360,749. 46
			500,000.00 0.00	1,238,596.1 23.91	458,731.07 5.33	754,667.01 2.96	8,378,762.4 7	9,794,625.1 5

			5,000,000.0 0	72,217,310. 13	35,950,756. 25	77,937,984. 46	17,479,369. 37	15,296,300. 04

1



					2022 > < 2022 > 2022 2022 2021 2022-042
2022		43.02%	2022 06 23	2022 06 24	2022-2024

					2022
					2022-
					067

2

			2022 03 18	

1

1 2022 04 19

2022 05 11

2021

2022

2022

2022

500.00

1.69%

200.00

10.72 /

300.00

7.66 /

195

169.20

258.50

2 2022 05 27

2022

1

0.50

2022 05 20

2021

3	2022	06	14	2022		49
			258.50	145	168.70	

2

3

1

--	--	--	--	--	--	--	--	--	--	--	--	--	--	--

434.1
7

100.0
0%

2,500

/

2022
06
08

														2022-060
				--	--	441.4 3	--	8,000	--	--	--	--	--	--

1 2022 04 19
 2021

 2022
 2022

 2022 05 11
 15

004 2 2022 04

10%

2

2022
04 21

								03 09		
	2022 04 21	65,000	2022 06 30	2,000						
B1		150,000		B2		8,806.83				
B3		150,000		B4		11,481.35				
	2022 04 21	65,000	2021 03 26	1,337.26						

A4+B4+C4	8.61%
D	0
70% E	0
50% F	0
D+E+F	0

3

		14,000	14,000	0	0
		6,000	4,000	0	0

12

35

2022 07 28

221737

A

2

	10,143,451	0	0	10,143,451		6
2022						2022
49	0	0	2,585,000	2,585,000		
	10,143,451	0	2,585,000	12,728,451	--	--

[Redacted]

51,891

[Redacted] 8

		0.53%	1,579,300			1,579,300		
LOF								
	10							
	3							

☑

1

2022 06 30

	2022 6 30	2022 1 1
	522,745,863.73	324,586,560.07
	40,464,722.22	74,147,776.19
	96,090.00	114,930.00
	241,695,496.42	247,071,896.63
	747,830,594.64	648,893,058.94
	29,316,806.21	14,117,185.02
	21,572,892.77	6,999,956.12
	11,899,448.12	11,294,059.11
	359,545,259.03	416,867,069.95
	55,291,961.34	21,436,366.22

	1,000,000.00	1,000,000.00
	1,000,000.00	
	598,934,437.09	

	6,569,549.76	5,580,578.98
	41,890,712.36	65,733,284.93
	1,405,810,776.57	1,068,949,414.17

	258,667,586.50	217,329,666.09
	1,074,073.64	937,503.05
	181,111.46	176,019.80
	478,742,110.83	371,506,269.00
		60,000,000.00
	27,685,492.31	48,986,279.94
	49,677,345.22	15,670,980.11
	114,488,428.70	114,835,284.24
	1,168,229,247.44	1,037,677,046.22
	912,681,642.72	802,731,642.72
	1,000,000.00	1,000,000.00



1,119,139,392.73

753,462,097.91

2.	1,005,352.88	-4,250,530.22
	202,342.07	-3,684,758.59
	253,271.98	-3,596,735.35
1.		
2.		
3.		
4.		
5.		
	253,271.98	-3,596,735.35
1.		
2.		
3.		
4.		
5.		
6.	253,271.98	-3,596,735.35
7.		
	-50,929.91	-88,023.24
	85,866,697.81	134,239,545.31
	84,912,274.84	138,578,098.77
	954,422.97	-4,338,553.46
	0.29	0.48
	0.29	0.48
	0.00	0.00

4

	2022	2021
	369,095,514.14	179,769,546.38
	353,253,677.35	160,382,770.48
	97,759.40	1,466,200.37
	1,174,036.43	672,372.34
	12,825,866.37	10,633,979.98
	336,228.61	296,453.51
	1,274,570.46	6,933,989.61
	2,286,026.69	4,775,053.88
	535,787.07	37,741.87
	6,067,067.02	2,404,885.33

”	25,284,679.57	27,414,930.21
“ ”		
“ ”		
	464,722.22	1,922,712.32
“ ”	-635,880.14	540,969.48
“ ”	-694,007.45	

5

	2022	2021
	907,684,530.24	732,294,431.38
	21,374,708.83	33,462,003.01
	65,787,278.18	11,166,385.75
	994,846,517.25	776,922,820.14
	663,984,349.56	653,939,249.76
	196,088,905.26	155,581,038.79
	15,855,740.51	20,865,555.79
	73,625,014.98	54,074,106.04
	949,554,010.31	884,459,950.38
	45,292,506.94	-107,537,130.24
	269,631,165.18	1,072,467,200.00
	2,128,021.34	5,842,535.78
	28,318.50	148,122,829.77
	271,787,505.02	1,226,432,565.55
	106,650,082.14	44,832,986.87
	262,093,407.95	1,149,626,919.63

	19,284,100.00	

	120,000,000.00	
	139,284,100.00	
		107,295,285.49
	1,577,255.43	37,783,631.21
	279,710.71	949,711.50
	1,856,966.14	146,028,628.20
	137,427,133.86	-146,028,628.20
	588,326.16	
	16,578,463.24	-140,965,106.32
	31,889,051.94	161,288,138.58
	48,467,515.18	20,323,032.26

7

	2022														
	296,320,455.00				825,030,502.24		-4,700.08		123,297,711.19		377,299,937.35		1,617,248,523.39	8,907,816.48	1,626,156,339.87

	2,58			18,0	18,7						1,83	-	-
	5,00			19,2	67,1						7,17	2,77	935,
	0.00			74.6	00.0						4.65	2,79	615.
				5	0							0.07	42

1

1															
2															
	298, 905, 455. 00				843, 049, 776. 89	18,7 67,1 00.0 0	- 4,44 6,81 0.41		123, 297, 711. 19		402, 694, 849. 21		1,64 4,73 3,88 1.88	7,08 9,44 9.38	1,65 1,82 3,33 1.26

	2021														

	296,				824,	13,1	-		108,		339,		1,55	10,8	1,56
	320,				839,	36,8	5,56		320,		668,		0,45	27,5	1,27
	455.				551.	38,7	0,21		640.		848.		2,43	43,6	9,98
	00				61	0	8,40		46		49		8,46	4	2,10

8

	2022														

										59,26 4,091. 00		59,26 4,091. 00
1												
2										- 59,26 4,091. 00		- 59,26 4,091. 00
3												
1												
2												
3												



4												
5												
6												
1												
2												

		10.245	[2021]518Z0025	
		174,306,150.00		
2021 04 23 ,	2020		2020	
2020 12 31	174,408,600		2019	102,450
	10	2.00		174,306,150
		10	7	34,861,230
				122,014,305
174,306,150		296,320,455	2021 5 14	
2022 05 27				
2022			258.50	1

1

2

1

2

3

A.

a

b

c

B.

a

b

c

A.

B.

C.

4

“ ”

5

7

8

1

2

3

“ ”

”

“

9

1

2

12

12

12

12

12

A

1

2

2

1

2

2

1

2

3

4

12

1

2

4

1

2

2

5

A.

B.

A.

B.

22 -

A.

B.

22 -

7

1
2

2

12

1
2

2

13

1
2
3
4


12

1

2

4

2



2

1

2

A.

B.

C.

D.

E.

21

A

B.

C.

D.

a

b

c

;

,

3

4

25

- 1
- 2
- 3
- 4
- 5

26

1

2

27

1

5

6

28

1

2

/

29

1

2

1

3

12

31

1

12

2

) (

32

1

2

3

6

7

8

33

1

2

	30%	1.2%	1.2%	12%
		12%		

	25%
	15%
	15%
	15%
	15%
-	15-35%
-	8.84%
E&R LLC	
-	15-35%
-	8.84%
-	15-35%
-	9.99%
	17%
-	15%-23.9%
0 200	8.25%

	516,157,270.41	276,072,529.08
	6,560,858.64	48,470,779.99
	522,745,863.73	324,586,560.07
	88,857,188.02	48,050,170.83
	0.00	0.00

2

	40,464,722.22	74,147,776.19
	40,464,722.22	74,147,776.19
	40,464,722.22	74,147,776.19

3

	96,090.00	114,930.00
	96,090.00	114,930.00

4

1

	241,695,496.42	247,071,896.63
	241,695,496.42	247,071,896.63

2

	123,757,735.98
	123,757,735.98

3

--

	763,627,331.81	100.00%	15,796,737.17	2.07%	747,830,594.64	662,809,191.77	100.00%	13,916,132.83	2.10%	648,893,058.94
--	----------------	---------	---------------	-------	----------------	----------------	---------	---------------	-------	----------------

257,930.35

	121,445.00	121,445.00	100.00%	
	105,503.00	105,503.00	100.00%	
	30,982.35	30,982.35	100.00%	
	257,930.35	257,930.35		

15,538,806.82

1				
6	757,330,065.01	15,146,601.32	2.00%	
7-12	5,577,687.93	278,884.40	5.00%	
1	762,907,752.94	15,425,485.72		
1 2	391,677.23	78,335.45	20.00%	
2 3	69,971.29	34,985.65	50.00%	
3	0.00	0.00	100.00%	
	763,369,401.46	15,538,806.82		

1	1	762,907,752.94
	6	757,330,065.01
	7-12	5,577,687.93
	1 2	391,677.23
	2 3	327,901.64
		763,627,331.81

2

--	--	--	--

	13,916,132.8 3	1,880,604.34	0.00	0.00	0.00	15,796,737.1 7
	13,916,132.8 3	1,880,604.34	0.00	0.00	0.00	15,796,737.1 7

1	21,572,892.77	100.00%	6,999,956.12	100.00%
	21,572,892.77		6,999,956.12	

1

2

	2022 06 30	%
	5,108,607.95	23.68
	2,920,416.64	13.54
	2,764,074.85	12.81
	2,079,237.64	9.64
	1,620,826.14	7.51
	14,493,163.22	67

	12	()	()	
2022 1 1	222,841.85	222,155.48	1,445,851.23	1,890,848.56
2022 1 1				
	14,894.79	-111,733.68	-131,163.33	-228,002.22
	3,400.00	0.00	0.00	3,400.00
2022 6 30	234,336.64	110,421.80	1,314,687.90	1,659,446.34

1 1		11,696,597.56
6		11,683,108.00
7-12		13,489.56
1 2		544,609.00
2 3		3,000.00
3		1,314,687.90
5		1,314,687.90
		13,558,894.46

3

4

	3,400.00

--	--	--	--	--	--

5

		4,937,212.02	6		36.41%	98,744.24
		2,018,962.94	6		14.89%	40,379.26
		1,000,000.00	3		7.38%	1,000,000.00
		687,839.36	6		5.07%	13,756.79
		484,150.00	6	1-2	3.57%	96,228.26
		9,128,164.32			67.32%	1,249,108.55

9

1

	120,037,429.03	12,307,264.38	107,730,164.65	151,842,119.09	11,923,642.30	139,918,476.79
	44,114,327.39	436,301.94	43,678,025.45	45,782,571.78	568,103.95	45,214,467.83
	152,879,377.65	3,222,276.52	149,657,101.13	148,299,684.39	2,939,450.09	145,360,234.30
	383,571.31	0.00	383,571.31	356,198.08	0.00	356,198.08
	58,096,396.49	0.00	58,096,396.49	86,017,692.95	0.00	86,017,692.95
	375,511,101.87	15,965,842.84	359,545,259.03	432,298,266.29	15,431,196.34	416,867,069.95

2

	11,923,642.3 0	7,146,934.67	0.00	6,763,312.59	0.00	12,307,264.3 8
	568,103.95	436,301.94	0.00	568,103.95	0.00	436,301.94
	2,939,450.09	3,222,276.52	0.00	2,939,450.09	0.00	3,222,276.52
	0.00	0.00	0.00	0.00	0.00	0.00
	15,431,196.3 4	10,805,513.1 3	0.00	10,270,866.6 3	0.00	15,965,842.8 4

10

	56,634,083.7 5	1,342,122.41	55,291,961.3 4	22,087,558.1 3	651,191.91	21,436,366.2 2
	56,634,083.7 5	1,342,122.41	55,291,961.3 4	22,087,558.1 3	651,191.91	21,436,366.2 2

--	--	--	--

	690,930.50		/	
	690,930.50			

11

	142,293,407.95	117,017,380.77
	14,640,931.48	15,714,967.15
	3,523,080.59	2,260,993.79

	160,457,420.02	134,993,341.71
--	----------------	----------------

12

()	1,000,000.00	1,000,000.00
	1,000,000.00	1,000,000.00

--	--	--	--	--	--	--

13

2.	5,348,480.63	16,883,191.12	3,909,163.74	5,792,103.28	31,932,938.77
1	2,380,381.23	16,224,674.02	3,898,812.62	5,819,605.68	28,323,473.55
2	2,139,469.40	663,716.81	0.00	0.00	2,803,186.21
3					
4	828,630.00	-5,199.71	10,351.12	-27,502.40	806,279.01

15

	139,726,583.65	30,746,806.48
	139,726,583.65	30,746,806.48

1

-	66,322,998.60	0.00	66,322,998.60	30,083,089.67	0.00	30,083,089.67
-	69,457,566.37	0.00	69,457,566.37	663,716.81	0.00	663,716.81
	3,946,018.68	0.00	3,946,018.68	0.00	0.00	0.00
	139,726,583.65	0.00	139,726,583.65	30,746,806.48	0.00	30,746,806.48

2

--	--	--	--	--	--	--	--	--	--	--	--	--

143,700.00 30,089.67 36,239.93 0.00 0.00 66,322,998.60 47.96% 52.00% 0.00 0.00

-

111,782,963.38	2,803,186.21	0.00	139,726,583.65			0.00	0.00	0.00%	
----------------	--------------	------	----------------	--	--	------	------	-------	--

	5,198,314.06		9,426,371.36	14,624,685.42
	11,751,464.40		0.00	11,751,464.40
	11,722,435.95		0.00	
	29,028.45		0.00	29,028.45
	1,379,508.50		3,171,116.93	4,550,625.43
	15,570,269.96		6,255,254.43	21,825,524.39

4,154,081.11

3,538,860.55

7,692,941.66

1.	34,616,677.32	11,669,300.00	56,727,502.47	103,013,479.79
2.	0.00	0.00	1,433,364.12	1,433,364.12
1	0.00	0.00	1,433,364.12	1,433,364.12
2				
3				
3.				
1				
4.	34,616,677.32	11,669,300.00	58,160,866.59	104,446,843.91
1.	6,660,574.64	4,375,987.50	23,638,316.27	34,674,878.41
2.	343,589.40	583,465.00	2,120,146.53	3,047,200.93
1	343,589.40	583,465.00	2,120,146.53	3,047,200.93
3.				
1				
4.	7,004,164.04	4,959,452.50	25,758,462.80	

19

	744,318.41	876,231.94	222,409.03	0.00	1,398,141.32
	744,318.41	876,231.94	222,409.03	0.00	1,398,141.32

20

/

1

	9,531,075.63	1,429,661.34	10,227,878.78	1,566,163.41
	185,732.09	27,859.81	466,055.68	69,908.35
	105,066,297.66	15,759,944.65	86,098,052.76	12,914,707.91
	8,857,087.67	1,328,563.15	13,684,260.24	2,623,562.78
	13,225,115.33	1,983,767.30	16,488,505.03	2,953,275.75
	1,245,501.25	186,825.19	2,040,386.78	306,058.02
	144,594.21	21,689.13	140,127.55	21,137.17
	138,255,403.84	20,738,310.57	129,145,266.82	20,454,813.39

2

	6,709,847.50	1,677,461.87	7,293,312.50	1,823,328.12
	96,090.00	14,413.50	448,921.78	100,243.75
	15,901,155.22	2,582,985.50	0.00	0.00
	22,707,092.72	4,274,860.87	7,742,234.28	1,923,571.87

3

	0.00	20,738,310.57	0.00	20,454,813.39
	0.00	4,274,860.87	0.00	1,923,571.87

4

		53,627,425.55	37,343,752.93
		2,253,978.31	2,122,721.15
		6,547,007.37	5,636,400.18
		62,428,411.23	45,102,874.26

5

2023	5,500,226.57	5,500,226.57	
2024	8,349,447.63	8,349,447.63	
2025	8,790,686.66	8,790,686.66	
2026	14,703,392.07	14,703,392.07	
2027	14,867,014.71	0.00	
	52,210,767.64	37,343,752.93	

22

1

	98,416,775.00	9,600,000.00
	324,748,486.87	118,276,400.00
	50,810,780.00	0.00
	319,560.12	203,996.08
	474,295,601.99	128,080,396.08

1

2021 12 24

“ ”

25,000.00

2022 6 29

“ ”

40,000.00

2

2020 10 27

“ ”

8,400.00

2021 3 24

8,400.00

3

2020 09 21

45,000

2022 5 17

“ ”

40,000

2022 5 17

”

20,000

6

2022 6 13

10,000

23

	0.00	0.00
	115,966,909.40	151,099,267.23
	115,966,909.40	151,099,267.23

0.00

24

1

	634,941,853.30	593,155,517.81
	9,042,614.71	11,606,302.84

	55,367,317.17	184,551,449.48	194,033,316.13	45,885,450.52
--	---------------	----------------	----------------	---------------

2

1	55,367,317.17	158,089,687.76	167,571,554.41	45,885,450.52
2	0.00	17,345,122.56	17,345,122.56	

30

33



	436,137.50		23,575.00			412,562.50	
2021	2,875,000.00		150,000.00			2,725,000.00	
21		2	85,045.59			1,914,954.41	
	5,590,351.61		62,143.15			5,528,208.46	
	693,452.43		9,859.51			683,592.92	
	302,500.07		27,500.00			275,000.07	
	879,166.67		12,500.00			866,666.67	
	500,000.00		0.00			500,000.00	
	19,653,975.81	10	5,538,038.11			30,710,937.70	

34

+ -

39

	377,299,937.35	232,355,244.37
-	0.00	0.00
+	377,299,937.35	232,355,244.37
	84,659,002.86	194,782,993.71
	0.00	9,984,713.82
	0.00	4,992,356.91
	0.00	0.00
	59,264,091.00	34,861,230.00
	0.00	0.00
	402,694,849.21	377,299,937.35

1)		0.00
2)	0.00	
3)	0.00	
4)		0.00
5)	0.00	

40

	1,380,939,307.16	1,113,337,884.51	899,698,334.91	750,714,487.87
	7,250,855.93	5,801,508.22	4,715,270.27	2,747,610.04
	1,388,190,163.09	1,119,139,392.73	904,413,605.18	5 0.23999 586nd

	1,388,190,163.09	1,388,190,163.09
	815,015,648.04	815,015,648.04
	571,157,759.56	571,157,759.56
	2,016,755.49	2,016,755.49
	1,388,190,163.09	1,388,190,163.09
	1,388,190,163.09	1,388,190,163.09

	1, 915, 471. 72	1, 476, 364. 04
	358, 065. 05	358, 065. 04
	662, 338. 35	197, 947. 53
	0. 00	10, 700. 38
	6, 750, 060. 39	4, 077, 991. 17

42

	20, 696, 668. 83	17, 617, 835. 90
	3, 139, 173. 32	0. 00
	2, 975, 157. 44	2, 194, 243. 20
	712, 804. 14	228, 458. 07
	690, 950. 99	0. 00
	959, 274. 70	752, 032. 19
	708, 765. 57	800, 941. 85
	716, 852. 82	543, 090. 92
	325, 712. 87	307, 377. 98
	179, 219. 56	280, 151. 64
	3, 700, 219. 16	2, 443, 542. 96
	34, 804, 799. 40	25, 167, 674. 71

43

--	--	--

	18,541,403.20	10,443,317.66
	38,063,889.59	23,975,066.86
	2,414,332.17	1,251,995.33
	2,224,890.17	1,860,461.45
	769,435.86	809,072.27
	62,013,950.99	38,339,913.57

45

	6,251,799.04	7,001,153.26
	1,413,090.02	233,003.84
	4,838,709.02	6,768,149.42
	-6,062,692.30	286,825.72
	466,588.19	458,187.81
	-757,395.09	7,513,162.95

46

	10,760,629.44	9,809,334.17
	1,088,038.11	316,771.79
	9,672,591.33	9,492,562.38
	160,475.90	0.00
	10,921,105.34	9,809,334.17

47

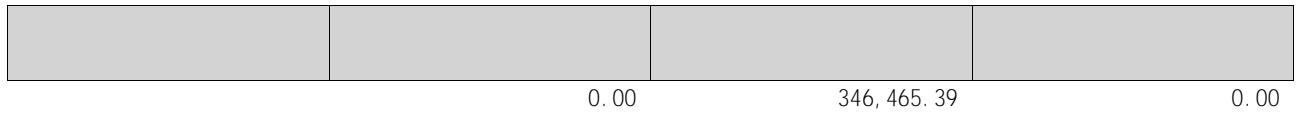
	592,992.06	845,793.31
	1,085,569.61	4,185,827.40
	897,250.44	0.00
	2,575,812.11	5,031,620.71

48

	560,812.22	3,575,366.32

52

%



	-8,734,257.22
	320,349.96
	-1,973,693.05
	29,223.23
	0.00
	4,063,411.67
	-8,400,202.43
	9,344,154.03

55

37

56

1

	1,413,090.02	233,003.84
	21,978,067.23	9,964,062.38
	42,396,120.93	969,319.53
	65,787,278.18	11,166,385.75

2

	13,801,217.88	7,469,375.46
	56,889,646.17	41,859,154.42
	2,934,150.93	4,745,576.16
	73,625,014.98	54,074,106.04

3

	9,404,173.78	0.00
	0.00	949,711.50
	9,404,173.78	949,711.50



	765.80	0.85208	652.52
	452,309,538.00	0.049239	22,271,269.34
	753,521.14	1.51798	1,143,830.02
	19,622,373.20	6.6863	131,201,073.93
	1,813,131.56	7.0067	12,704,068.90
	0.00	0.85208	

60

1

2020	600,000.00		600,000.00
2020	200,000.00		200,000.00
2021	826,197.37		826,197.37
2021	290,424.08		290,424.08
2022	40,000.00		40,000.00
2022	150,000.00		

	471,500.00		23,575.00
2021	3,000,000.00		150,000.00
21	2,000,000.00		85,045.59
	6,214,320.00		62,143.15
	788,761.00		9,859.51
	550,000.00		27,500.00
	1,000,000.00		12,500.00
	44,529,998.34		10,760,629.44

2

1

					2022 3 23
					2021 12 31
					2022 5 6
					2022 6 28

1

1

				100.00%	

				100.00%		
				100.00%		
Eaglerise E & E Inc				100.00%		
Eaglerise E & E (USA), Inc.				100.00%		
Sunrise Power Transformers GmbH				100.00%		
				100.00%		
				100.00%		

				%		
E RLLC					100.00%	
DEG INDUSTRIAL SUPPLIES SDN.BHD.					70.00%	

HI BEAM
LIGHTING(M)SDN.BHD

	44,944,956.82	-	-	-
	6,569,549.76			

1

	--	--	--	--
	0.00	0.00	40,560,812.22	40,560,812.22
1.	0.00	0.00	40,464,722.22	40,464,722.22
2.	0.00	0.00	96,090.00	96,090.00
	0.00	29,316,806.21	0.00	29,316,806.21
	0.00	29,316,806.21	40,560,812.22	69,877,618.43
	--	--	--	

--	--	--	--	--	--

8,400.00

3

2020 09 21

45,000.00

2022 5 17

“ ”

40,000.00

2022 5 17

“ ”

20,000.00

			200	2021/11/26	2022/7/7	
			200	2021/12/28	2022/8/7	
3			800.328687	2022/1/25	2022/9/1	
4			3,000.00	2021/3/10	2022/3/8	
5			2,000.00	2022/6/30	2023/6/27	
6			5,000.00	2021/12/3	2022/12/2	
			5,000.00	2022/3/24	2022/12/23	
			5,000.00	2022/5/12	2023/5/13	

3

	2, 229, 797. 17	1, 792, 254. 80

1

4, 272, 000. 00

	22 -
	18,019,274.65
	1,320,174.65

2022 07 28

221737

A

1

	263,693,112.04			1.91%	258,667,586.50	221,549,240.27		4,219,574.18	1.90%	217,329,666.09
	251,200,602.04			2.00%	246,175,076.50	210,976,694.79		4,219,574.18	2.00%	206,120
	12,492,510.00	4.74%	0.00	0.00%	12,492,510.00	10,572,545.48	4.77%	0.00	0.00%	10,572,545.48
	263,693,112.04	100.00%	5,025,525.54	1.91%	258,667,586.50	221,549,240.27	100.00%	4,219,574.18	1.90%	217,329,666.09

1	1	263,693,112.04
	6	263,642,662.04
	7-12	50,450.00
1	2	0.00
2	3	0.00
3		0.00
	3 4	0.00
	4 5	0.00
	5	0.00
		263,693,112.04

2

	4,219,574.18	805,951.36	0.00	0.00	0.00	5,025,525.54
	4,219,574.18	805,951.36	0.00	0.00	0.00	5,025,525.54

		60,000,000.00
	478,742,110.83	311,506,269.00
	478,742,110.83	371,506,269.00

1

1

()		
	0.00	60,000,000.00
		60,000,000.00

2

1

	1,453,514.23	1,460,043.23
	478,131,555.91	310,447,900.41
	320,353.86	920,693.38
	5,645.14	3,492.19
	0.00	0.00
	150,633.68	163,803.00
	480,061,702.82	312,995,932.21

2



7-12	13,489.56
1 2	63,802.00
2 3	0.00
3	1,295,000.00
3 4	0.00
4 5	0.00
5	1,295,000.00
	480,061,702.82


3

	0.00	0.00	0.00	0.00	0.00	0.00
	912,681,642. 72	0.00	912,681,642. 72	802,731,642. 72	0.00	802,731,642. 72

1

	500,000,00 0.00					500,000,00 0.00	
	5,000,000. 00					5,000,000. 00	
	4,934,865. 15					4,934,865. 15	
	19,085,371 .00					19,085,371 .00	
	7,088,378. 35					7,088,378. 35	

	30,000,000.00	25,000,000.00
	993,181.26	1,678,806.26
	1,289,020.10	736,123.95
		0.00
		27,414,930.21



3

1

2

3